


KUNENA FORUMS -ASETUKSET



Forum Configuration

General

Frontend

Users

Security

Avatars

Uploads

Ranking



BBCode

Integration

RSS


Plug-ins

Basic Settings

Forum Title	<input type="text" value="{Core} Clan Forums"/>	The name of your forum
Forum E-mail Address	<input type="text" value="joni.glad@gmail.com"/>	This is the forum's e-mail address. Make this a valid e-mail address since subscriptions are sent from it.
Forum Offline	<input type="text" value="No"/>	Set to Yes if you want to take the forum section offline. The forum will still remain operational for site Super Administrators.
Session Lifetime	<input type="text" value="1800"/>	Default is 1800 [seconds]. Session lifetime (timeout) in seconds similar to Joomla session lifetime. The session lifetime is important for access rights recalculation, whoisonline display and NEW indicator. Once a session expires beyond that timeout, access rights and the NEW indicator are reset.
Forum Offline Message	<div><pre><h2>The Forum is currently offline for maintenance. </h2> <div>Check back soon!</div></pre></div>	
Enable RSS feeds	<input type="text" value="Yes"/>	 The RSS feed enables users to download the latest posts to their desktop or RSS reader application. See rssreader.com for an example.
Enable PDF Creation	<input type="text" value="Yes"/>	 Set to Yes if you would like to enable users to download a simple PDF document with the contents of a thread. It is a <u>simple</u> PDF document with no mark-up or fancy layout, but it contains all the thread text.
Enable Debug Mode	<input type="text" value="No"/>	Set Yes to enable debug mode.
Enable Version Check	<input type="text" value="Yes"/>	Set Yes if you want Kunena to check if there are new Kunena releases available.

SEO Settings

Search Engine Friendly URLs	<input type="text" value="Yes"/>	Select whether or not URLs are optimized for search engines. NOTE: Kunena accepts SEF URLs even if this feature has been turned off.
Do Not Use Category IDs	<input type="text" value="No"/>	Slightly better looking URLs: http://www.domain.com/forum/category/123-message . WARNING: If set to No , Kunena will no longer accept these URLs!
Enable UTF-8 Support	<input type="text" value="No"/>	Use this option if your SEF URLs are not readable. Result: http://www.domain.com/forum/2-Cat%C3%A9gorie/123-Me%20sage . NOTE: Kunena accepts UTF-8 URLs even if this feature has been turned off.

 **Forum Configuration**

GeneralFrontendUsersSecurityAvatarsUploadsRankingBBCodeIntegrationRSSPlug-ins

Look and Feel

Topics Per Page

30

Number of topics per page to show

Messages per page

15

Number of messages per page to show

Search Results

15

Messages per page for search results

Show History

Yes

Set to Yes if you want the topic history shown when a reply/quote is made

History Limit

6

Number of posts to show in the history

Message Time Format

22 hours, 13 minutes ago

Choose time format for messages shown in the forum.

Hover Message Time Format

05 May 2011 12:04

Choose time format, which is shown when you hover on message time.

Show New posts

Yes

If set to Yes, Kunena will show the user an indicator for forums that contain new posts and which posts are new since their last visit.

Joomla Content Plugin Support

No

Set to Yes if you want to enable all installed Joomla content plugins in your forum. This option allows you to add bad words filtering and much more. Just be careful not to allow users to run any unprivileged tasks.

Show Announcement

Yes

Set to Yes if you want to show the announcement box on your forum home page.

Show avatar on Index view, Recent Topics and My Topics?

No

Set to Yes if you want to show user avatar on Categories view, Recent Topics and My Topics.

Show Moderators in Category Index

Yes

Set Yes if you want to show moderators in the category listing. No will allow you to have tighter layout.

Category Image Path

category_images/

Category Image Path. If you set the path as `category_images`, the full path will be `your_html_rootfolder/media/kunena/category_images/`

Show Child Category Image

Yes

If you want to show child category small icon on your forum list, set to Yes.

Announcement Moderator IDs

62

Add user IDs for announcement moderators (e.g. 62,63,73). Announcement moderators can add, edit, and delete the announcements.

Textarea Width

450

Adjust the width of the reply/post text entry area to match your template.
The Topic Emoticon Toolbar will be wrapped across two lines if width <= 420 pixels

Textarea Height

300

Adjust the height of the reply/post text entry area to match your template

Rules Content ID

1

Enter the Joomla Article ID you want to use for the Rules Page display.

Help Article ID

1

Enter the Joomla Article ID you want to use for the Help Page display.

Enable Forum Jump

Yes

If set to Yes, a selector will be shown on the forum pages that allows for a quick jump to another forum or category.

Message Reporting

Yes

If you want to allow users to report any message, select Yes.

Reply Numbering Inside Topic

Show Real Post ID

Choose how messages will be numbered inside topic. You can show the post IDs (#324, #465, #768...) or incremental numbers (#1, #2, #3...)

Hide IP in messages from moderators

Yes

Hide IP in messages from moderators and show IP only for administrators

Category Filter in Recent Topics

Show Categories

Choose if you want show or hide following categories in recent topics.

Category List in Recent Topics

Show All Categories

Choose all the categories that you want to show or hide in recent topics.

Selectable Topic Icons

Yes

If set to Yes, users can choose their own topic icon. Otherwise topic icon shows the status of the topic (normal, sticky, locked etc).

Enable lightbox for images

Yes

Enable lightbox for images which are displayed in forum

Show topics from the following time

Month

Show topics from the following time

Show active users with a specific setting

All users

Show active users with a specific setting

Show active users since this time

0

Show active users since a specific time in minutes

Length Settings

Max. Subject Length

50

Maximum Subject line length. The maximum number supported by the database is 255 characters. If your site is configured to use multi-byte character sets like Unicode, UTF-8 or non-ISO-8599-x, make the maximum smaller using this formula:
`round_down(255/(maximum character set byte size per character))`
Example: for UTF-8, for which the max. character bite syze per character is 4 bytes: 255/4=63.

Max. Signature Length

300

Maximum number of characters allowed for the user signature.

Max. Personal Text Length

50

Maximum number of characters allowed for the personal text in user profile.



Forum Configuration

General

Frontend

Users

Security

Avatars

Uploads

Ranking

BBCode

Integration

RSS

Plug-ins

User Related

Display User Name ▼

Set to Yes if you want usernames to be displayed instead of real names.

Require E-mail ▼

Require an e-mail address when users or visitors make a post. Set to No if you want this feature to be skipped on the front end. Posters will not be asked for their e-mail address.

Show E-mail ▼

Set to No if you never want to display the users e-mail address even to registered users.

Show User Statistics ▼

Set to Yes to show User Statistics like number of user posts and user type (Admin, Moderator, User, etc.).

Show Karma Indicator ▼

Set to Yes to show user karma and related buttons (increase / decrease) if the user statistics are activated.

Enable Thank You Feature ▼

Set to Yes to allow the users to "Thank you" messages.

User Edits ▼

Set to Yes to allow registered users to edit their own posts.

User Edit Time

Set to 0 for unlimited time, else window in seconds from post or last modification to allow edit.

User Edit Grace Time

Default 600 [seconds], allows storing a modification up to 600 seconds after edit link disappears.

Show Edited Mark Up ▼

Set to Yes if you want an edited post be marked up with text showing that the post was edited by a user and when.

Allow Subscriptions ▼

Set to Yes if you want to allow registered users to subscribe to a topic and receive e-mail notifications on new posts

Post-subscription checked by default? ▼

Set to Yes if you want the post subscription box to always be checked.

Allow Favorites ▼


Set to Yes if you want to allow registered users to favourite a topic

Ghost message box checked by default? ▼

Set to Yes if you want the post ghost message box to always be checked.

Show Banned Reason ▼


Display reason why the user has been banned in user profile

 **Forum Configuration**

GeneralFrontendUsersSecurityAvatarsUploadsRankingBBCodeIntegrationRSSPlug-ins

Security Settings


Allow Guests to post/write	<input type="button" value="Yes"/>	Set to Yes to allow Guests (non registered users e.a. public) write/post privileges. Set to No to force Guest access to be read-only.
Registered Users Only	<input type="button" value="No"/>	Set to Yes to limit all forum access to registered users (view and post). Set to No to allow any Guest (non registered visitor) to at least see the forum. See 'Allow Guests to post/write' for additional Guest access control.
User Can Delete Own Post	<input type="button" value="Always"/>	Choose if registered users (with no moderator rights) should be able to delete their own posts.
Allow to moderator to view and restore deleted messages	<input type="button" value="No"/>	Set Yes if you want to allow the moderator to view and restore deleted messages in the frontend. By default only administrator can do this.
Allow Username Changes	<input type="button" value="No"/>	Allow users to change their username from the profile page.
Allow Nickname on Posts	<input type="button" value="Yes"/>	Set to Yes if you want registered users to be able to post messages with a nickname. If set to No, registered users will not be able to use nicknames.
Flood Protection	<input type="text" value="0"/>	The amount of seconds a user has to wait between two consecutive posts. Set to 0 (zero) to turn Flood Protection off. NOTE: Flood Protection can cause degradation of performance.
E-mail Moderators	<input type="button" value="No"/>	Set to Yes if you want e-mail notifications on new posts sent to the forum moderator(s). Note: Although every Administrator has automatically all Moderator privileges, assign them explicitly as moderators on the forum to receive e-mails too.
E-mail Administrators	<input type="button" value="No"/>	Set to Yes if you want e-mail notifications on each new post sent to the enabled system administrator(s).
Enable captcha system with third party plugin	<input type="button" value="No"/>	Captcha system On/Off, before enable this you need to have installed the captcha plug-in, look into the wiki for more information
Include complete post content in the e-mail sent to subscribers.	<input type="button" value="Yes"/>	If No, subscribers will receive only titles of new messages.
Show Online Users	<input type="button" value="Yes"/>	Set Yes to show list of users in pathway.

 **Forum Configuration**

GeneralFrontendUsersSecurityAvatarsUploadsRankingBBCodeIntegrationRSSPlug-ins

Avatar Settings

Allow Avatar Upload	<input type="button" value="Yes"/>	Set to Yes if you want registered users to be able to upload an avatar.
Use Avatars Gallery	<input type="button" value="Yes"/>	Set to Yes if you want registered users to be able to choose an avatar from a gallery you provide (/media/kunena/avatars/gallery).
Max. Avatar File Size	<input type="text" value="512"/> kB	
Avatar Quality	<input type="text" value="65"/> %	



Forum Configuration

General

Frontend

Users

Security

Avatars

Uploads

Ranking

BBCode


Integration

RSS

Plug-ins

Ranking Settings

Ranking	<input type="text" value="Yes"/>	Set to Yes, if you want to show the rank registered users have based on the number of posts they made. Note: You must also enable <i>Show User Statistics</i> in the <i>Users</i> tab to show it.
Use Rank Images	<input type="text" value="Yes"/>	Set to Yes if you want to show the rank registered users have using an image (from components/com_kunena/ranks). Turning this off will show the text for that rank. Check the documentation on docs.kunena.org for more information on ranking images.



Forum Configuration

General

Frontend

Users

Security

Avatars

Uploads

Ranking

BBCode

Integration

RSS

Plug-ins

BBCode Settings

Disable emoticons	<input type="text" value="No"/>	Set to Yes to completely disable graphic emoticons (smileys).
Show spoiler tag in editor toolbar	<input type="text" value="Yes"/>	Set to Yes if you want the [spoiler] tag to be listed in the post editor's toolbar.
Show video tag in editor toolbar	<input type="text" value="Yes"/>	Set to Yes if you want the [video] tag to be listed in the post editor's toolbar.
Show eBay tag in editor toolbar	<input type="text" value="Yes"/>	Set to Yes if you want the [ebay] tag to be listed in the post editor's toolbar.
eBay widget language code	<input type="text" value="en-us"/>	It is important to set the proper language code as the eBay widget derives both language and currency from it. Default is en-us for ebay.com. Examples: ebay.de: de-de, ebay.at: de-at, ebay.co.uk: en-gb
Trim long URLs	<input type="text" value="Yes"/>	Set to Yes if you want long URLs to be trimmed. See URL trim front and back settings.
Front portion of trimmed URLs	<input type="text" value="40"/>	Number of characters for front portion of trimmed URLs. Trim long URLs must be set to Yes.
Back portion of trimmed URLs	<input type="text" value="20"/>	Number of characters for back portion of trimmed URLs. Trim long URLs must be set to Yes.
Auto embed YouTube videos	<input type="text" value="Yes"/>	Set to Yes if you want youtube video urls to get automatically embedded.
Auto embed eBay items	<input type="text" value="Yes"/>	Set to Yes if you want eBay items and searches to get automatically embedded.
Enable Code Highlighting	<input type="text" value="No"/>	Enables the Kunena code tag highlighting Javascript. If your members post PHP or other code fragments within code tags, turning this on will colorize the code. If your forum does not make use of such programming language posts, you might want to turn it off to avoid code tags from becoming malformed.
Display images with non-standard file extensions	<input type="text" value="Text"/>	This option changes the way how [img] tag behaves on image extensions which are not allowed in Joomla Media Manager. Default option is <i>Text</i> , which prevents users from exploiting security vulnerabilities in badly designed Joomla extensions.



Forum Configuration

General

Frontend

Users

Security

Avatars

Uploads

Ranking

BBCode

Integration

RSS

Plug-ins

Userlist

Number of userlist rows	<input type="text" value="30"/>	Number of userlist rows
Online Status	<input type="text" value="Yes"/>	Show users online status
Display Avatar	<input type="text" value="Yes"/>	
Show Real Name	<input type="text" value="Yes"/>	
Show Username	<input type="text" value="Yes"/>	
Show Number of Posts	<input type="text" value="Yes"/>	
Show Karma	<input type="text" value="Yes"/>	
Show E-mail	<input type="text" value="No"/>	
Show User Type	<input type="text" value="No"/>	
Show Join Date	<input type="text" value="Yes"/>	
Show Last Visit Date	<input type="text" value="Yes"/>	
Show Profile Hits	<input type="text" value="Yes"/>	
Display userlist to	<input type="text" value="All users"/>	Who are allowed to see userlist?

Statistics Plug-in Settings

Show Who is Online	<input type="text" value="Yes"/>	If you want to show Whois Online, select Yes.
Show Statistics	<input type="text" value="No"/>	If you want to show the statistics, select Yes.
Show General Statistics	<input type="text" value="No"/>	If you want to show the General Statistics, select Yes.
Show Popular User Statistics	<input type="text" value="No"/>	If you want to show the Popular Statistics, select Yes.
Number of Popular Users	<input type="text" value="5"/>	Number of Popular Users
Show Popular Subject Statistics	<input type="text" value="No"/>	If you want to show the Popular Subject, select Yes.
Number of Popular Subjects	<input type="text" value="5"/>	Number of Popular Subjects
Show Popular Poll Statistics	<input type="text" value="No"/>	If you want to show the Popular Polls, select Yes.
Number of Popular Polls	<input type="text" value="5"/>	Number of Popular Polls
Show Popular Thank You Statistics	<input type="text" value="No"/>	If you want to show the Popular Thank you, select Yes.
Number of Popular Thank Yous	<input type="text" value="5"/>	Number of Popular Thank Yous

Polls Settings

Enabled	<input type="text" value="Yes"/>	Enable poll functionality for you forum. This needs to be set to Yes to support polls.
Maximum number poll options	<input type="text" value="4"/>	Set the number maximum allowed for the field options for the polls when the users create a new post.
Time between consecutive votes	<input type="text" value="00:15:00"/>	For avoid overload of your server, set a time between two votes of the same user, example 00:15:00 means 15 minutes between two votes
Maximum number of votes per user	<input type="text" value="100"/>	Set the maximum number for the votes allowed for one user. If Single Vote option has been enabled, this setting is ignored.
Single vote only	<input type="text" value="Yes"/>	Limit an individual user to vote only once per poll.
Show list of users who voted	<input type="text" value="Yes"/>	Display a list of all the voters for a particular poll, maintaining confidentiality on the votes themselves.

nbn?ontion=